

vtech[®]
baby

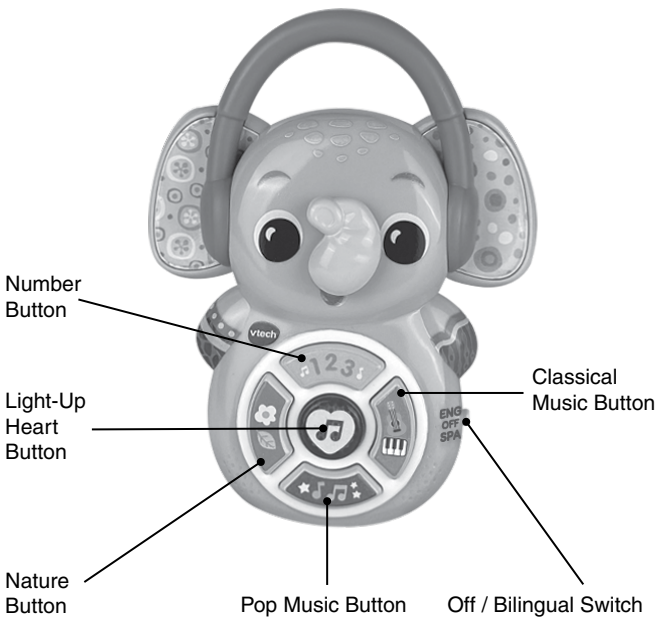
Instruction Manual

Musical Elephant Tunes™



INTRODUCTION

Thank you for purchasing the **VTech® Musical Elephant Tunes™!** Enjoy bilingual beats as you listen to calming nature sounds, pop tunes and classical music. Explore counting, melodies, fun phrases and silly songs in English and Spanish with the **Musical Elephant Tunes™.**



INCLUDED IN THE PACKAGE

- Musical Elephant Tunes™
- Quick Start Guide

WARNING

All packing materials such as tape, plastic sheets, packaging locks, removable tags, cable ties, cords and packaging screws are not part of this toy, and should be discarded for your child's safety.

NOTE

Please save this Instruction Manual as it contains important information.

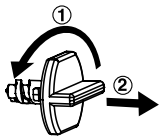
ATTENTION

Pour la sécurité de votre enfant, débarrassez-vous de tous les produits d'emballage tels que rubans adhésifs, feuilles de plastique, attaches, étiquettes, cordons et vis d'emballage. Ils ne font pas partie du jouet.

NOTE

Il est conseillé de sauvegarder ce manuel d'instructions car il comporte des informations importantes.

Unlock the Packaging Locks

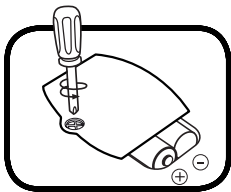


- ① Rotate the packaging lock 90 degrees counterclockwise.
- ② Pull out the packaging locks and discard.

GETTING STARTED

Battery Removal and Installation

1. Make sure the unit is turned **Off**.
2. Locate the battery cover on the back of the unit, use a screwdriver to loosen the screw and then open the battery cover.
3. Remove the old batteries by pulling up on one end of the batteries.
4. Install 2 new AAA (AM-4/LR03) batteries following the diagram inside the battery box. (For best performance, alkaline batteries or fully charged Ni-MH rechargeable batteries are recommended.)
5. Replace the battery cover and tighten the screw to secure.



WARNING:

Adult assembly required for battery installation.
Keep batteries out of reach of children.



ATTENTION :

Les piles ou accumulateurs doivent être installés par un adulte.
Tenir les piles ou accumulateurs hors de portée des enfants.

IMPORTANT: BATTERY INFORMATION

- Insert batteries with the correct polarity (+ and -).
- Do not mix old and new batteries.
- Do not mix alkaline, standard (carbon-zinc) or rechargeable batteries.
- Only batteries of the same or equivalent type as recommended are to be used.
- Do not short-circuit the supply terminals.
- Remove batteries during long periods of non-use.
- Remove exhausted batteries from the toy.
- Dispose of batteries safely. Do not dispose of batteries in fire.

RECHARGEABLE BATTERIES:

- Remove rechargeable batteries (if removable) from toy before charging.
- Rechargeable batteries are only to be charged under adult supervision.
- Do not charge non-rechargeable batteries.

PRODUCT FEATURES

1. Off/Bilingual Switch

To turn the unit **On**, slide the **Off/Bilingual Switch** to the (**ENG**) position for English or the (**SPA**) position for Spanish. You will hear phrases, sounds and songs. To turn the unit **Off**, slide the **Off/Bilingual Switch** to the (**OFF**) position.



2. Automatic Shut-Off

To preserve battery life, the unit will power down after approximately 35 seconds without input. The unit can be turned **on** again by pressing any button.

NOTE

If the unit powers down or if the light fades out during play, please install a new set of batteries.

ACTIVITIES

1. Light Up Heart Button

Press the **Light-Up Heart Button** to hear sing-along songs, sounds and phrases. The light will flash with the sounds.



2. Number Button

Press the **Number Button** to hear phrases about numbers and elephant characteristics. The light will flash with the sounds.



3. Classical Music Button

Press the **Classical Music Button** to play classical melodies. The light will flash with the sounds.




4. **Pop Music Button**

Press the **Pop Music Button** to play pop tunes. The light will flash with the sounds.



5. **Nature Button**

Press the **Nature Button** to hear nature sounds. The light will flash with the sounds.



MELODY LIST

1. Blue Danube Waltz - Strauss
2. Canon in D - Pachelbel
3. Swan Lake Waltz - Tchaikovsky
4. Cello Suite No.1 in G - Bach
5. Winter Mvt 2 Largo - Vivaldi
6. Concerto for Piano - Chopin
7. Magic Flute - Mozart
8. Moonlight Sonata - Beethoven
9. De Colores Se Visten Los Campos
10. Tengo Tengo Tengo

11. Bicycle Built for Two
12. Wheels on the Bus
13. Skip to my Lou
14. Rockin' Robin
15. Oh! Dear, What Can the Matter Be?
16. Mulberry Bush
17. Man on the Flying Trapeze
18. Humpty Dumpty
19. Hey, Diddle Diddle
20. Good Morning Merry Sunshine

SONG LYRICS

English:

Song 1

I'm a little elephant.
I love to sing and play.
Baby, come with me.
Playing together all day.

Song 2

I swing my trunk, I flap my ears,
I sing along to the song and melodies.

Spanish:

Song 1

Un elefante soy,
y me gusta cantar.
Ven conmigo a jugar,
todo el día sin parar.

Song 2

Con la canción, mi trompa muevo
y mis orejas aleteo. ¡Qué emoción!

CARE & MAINTENANCE

1. Keep the unit clean by wiping it with a slightly damp cloth.
2. Keep the unit out of direct sunlight and away from any direct heat sources.
3. Remove the batteries if the unit will not be in use for an extended period of time.
4. Do not drop the unit on hard surfaces and do not expose the unit to moisture or water.

TROUBLESHOOTING

If for some reason the program/activity stops working or malfunctions, please follow these steps:

1. Please turn the unit **Off**.
2. Interrupt the power supply by removing the batteries.
3. Let the unit stand for a few minutes, then replace the batteries.
4. Turn the unit **On**. The unit should now be ready to use again.
5. If the unit still does not work, install a new set of batteries.

IMPORTANT NOTE:

If the problem persists, please call our **Consumer Services Department** at **1-800-521-2010** in the U.S. or **1-877-352-8697** in Canada, or by going to our website at **vtechkids.com** and filling out our **Contact Us** form located under the **Customer Support** link. Creating and developing VTech products is accompanied by a responsibility that we take very seriously. We make every effort to ensure the accuracy of the information, which forms the value of our products. However, errors sometimes can occur. It is important for you to know that we stand behind our products and encourage you to contact us with any problems and/or suggestions that you might have. A service representative will be happy to help you.

NOTE

This equipment has been tested and found to comply with the limits for a Class B digital device, pursuant to Part 15 of the FCC Rules. These limits are designed to provide reasonable protection against harmful interference in a residential installation. This equipment generates, uses and can radiate radio frequency energy and, if not installed and used in accordance with the instructions, may cause harmful interference to radio communications. However, there is no guarantee that interference will not occur in a particular installation. If this equipment does cause harmful interference to radio or television reception, which can be determined by turning the equipment off and on, the user is encouraged to try to correct the interference by one or more of the following measures:

- Reorient or relocate the receiving antenna.
- Increase the separation between the equipment and receiver.
- Connect the equipment into an outlet on a circuit different from that to which the receiver is connected.
- Consult the dealer or an experienced radio/TV technician for help.

CAUTION

Changes or modifications not expressly approved by the party responsible for compliance could void the user's authority to operate the equipment.

Supplier's Declaration of Conformity

47 CFR § 2.1077 Compliance Information

| | |
|--------------------|---|
| Trade Name: | VTech® |
| Model: | 5796 |
| Product Name: | Musical Elephant Tunes™ |
| Responsible Party: | VTech Electronics North America, LLC |
| Address: | 1156 W. Shure Drive, Suite 200 Arlington Heights, IL 60004 |
| Website: | vtechkids.com |

THIS DEVICE COMPLIES WITH PART 15 OF THE FCC RULES. OPERATION IS SUBJECT TO THE FOLLOWING TWO CONDITIONS: (1) THIS DEVICE MAY NOT CAUSE HARMFUL INTERFERENCE, AND (2) THIS DEVICE MUST ACCEPT ANY INTERFERENCE RECEIVED, INCLUDING INTERFERENCE THAT MAY CAUSE UNDESIRED OPERATION.
CAN ICES-003(B)/NMB-003(B)

**Visit our website for more
information about our products,
downloads, resources and more.**

vtechkids.com
vtechkids.ca

Read our complete warranty policy online at
vtechkids.com/warranty
vtechkids.ca/warranty

